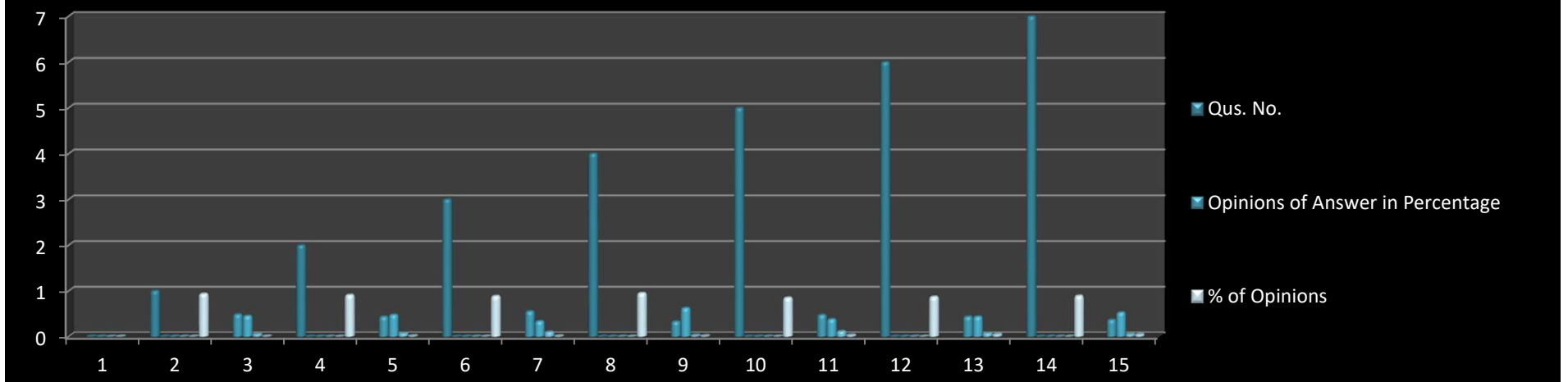


Tabular Analysis of Students' Feedback Response

Qus. No.	Nature of Question	Opinions of Answer in Percentage				Scale of Opinion	% of Opinions
		A	B	C	D		
1	How do you find the course contents of your syllabi	Excellent	Good	Satisfactory	Inadequate	Excellent & Good	93.38%
		48.29%	45.09%	5.74%	0.79%		
2	Do you find that the curriculum prescribed for the Degree is really useful?	Very much useful	Useful	Partially useful	Can't Say	Very much useful & Useful	90.83%
		43.38%	47.45%	7.27%	1.76%		
3	How do you rate the curriculum designed form the point of developing social skills?	Totlly useful	Partially useful	To some extend	Inadequate	Excellent & Good	88.52%
		55.14%	33.38%	9.91%	1.48%		
4	The course objectives are clearly presented and met:	Strongly agree	Agree	Disagree	Not agree at all	Excellent & Good	94.96%
		32.69%	62.27%	3.19%	1.71%		
5	Does the course imbibe any socil value?	Very much	To some extend	Partially	Not at all	Excellent & Good	84.91%
		47.22%	37.69%	11.48%	3.52%		
6	Do the coure foster global competencies among the students?	To great extend	To some extend	Not Always	Can't Say	Excellent & Good	86.99%
		43.61%	43.38%	7.50%	5.42%		
7	Did your foster global competencies available and promote you to do so while imparting instruction on the contents of the curriculum?	Strongly agree	Agree	Disagree	Neutral	Excellent & Good	89.16%
		36.57%	52.59%	5.69%	4.95%		
8	Record your suggestions/ opinions relting to curriculum you are studying						Recorded
Average Rating							89.82%

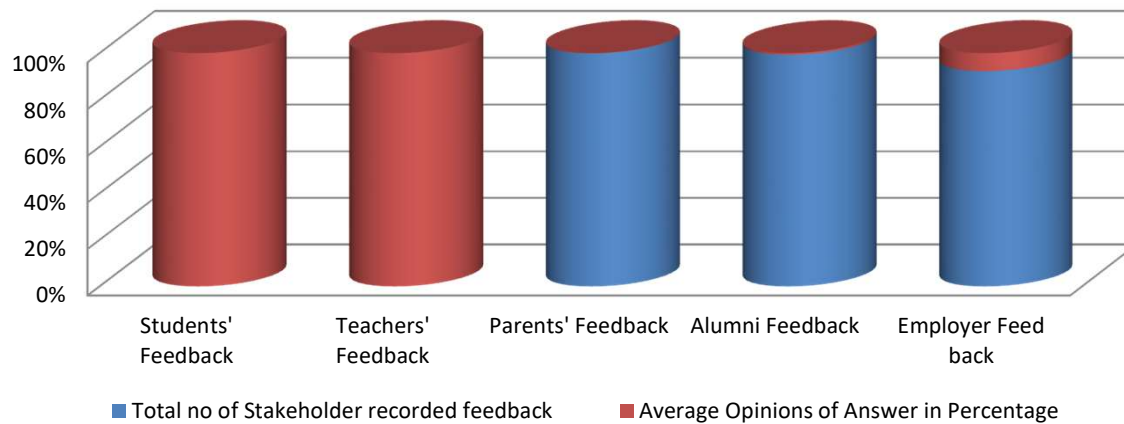
Analysis of Students' Feedback Response



Summary of Statistic Feedback Received

SN. O.	Feedback Category	Total no of Stakeholder recorded feedback	Average Opinions of Answer in Percentage
1	Students' Feedback	Old Sem. 1029 & Even Sem 1132	89.82%
2	Teachers' Feedback	Old Sem. 78 & Even Sem 85	88.17%
3	Parents' Feedback	715	93.65%
4	Alumni Feedback	128	94.44%
5	Employer Feed back	12	100%

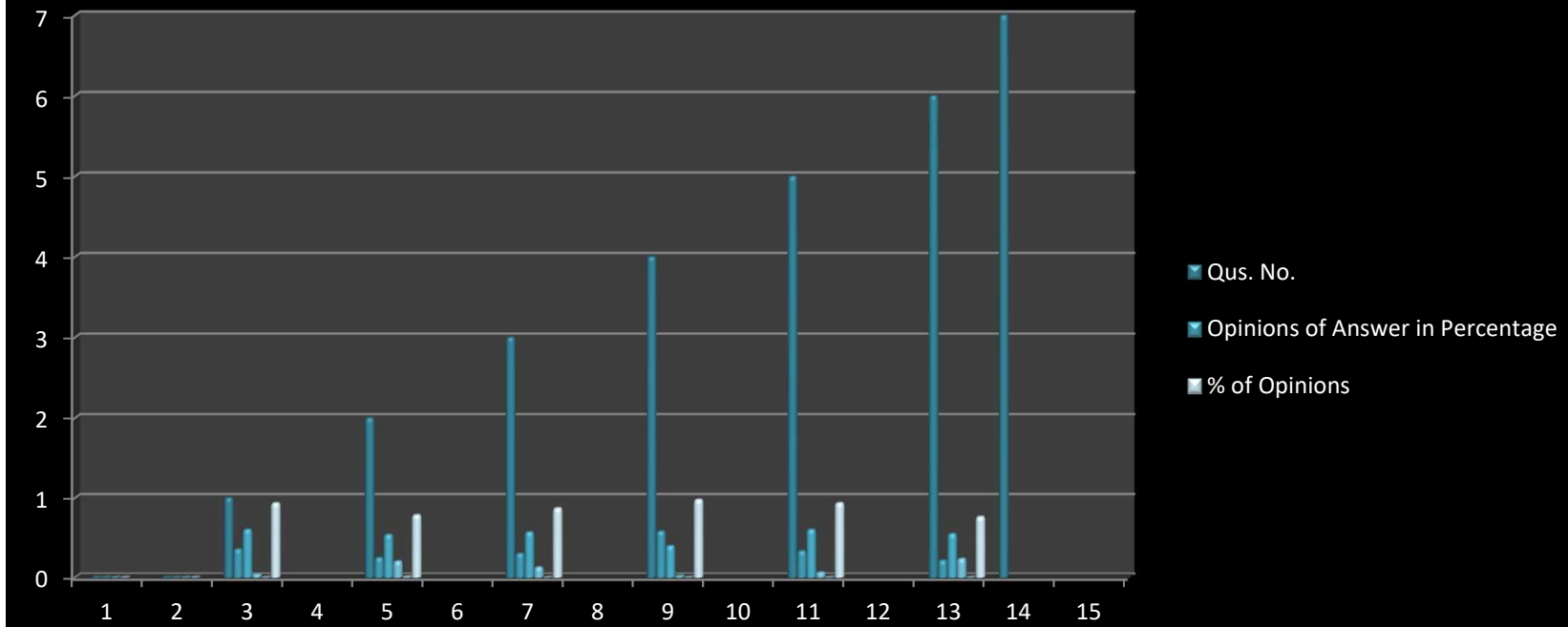
Summary of Statistics of Feedback Received



Tabular Analysis of Teachers' Feedback Response

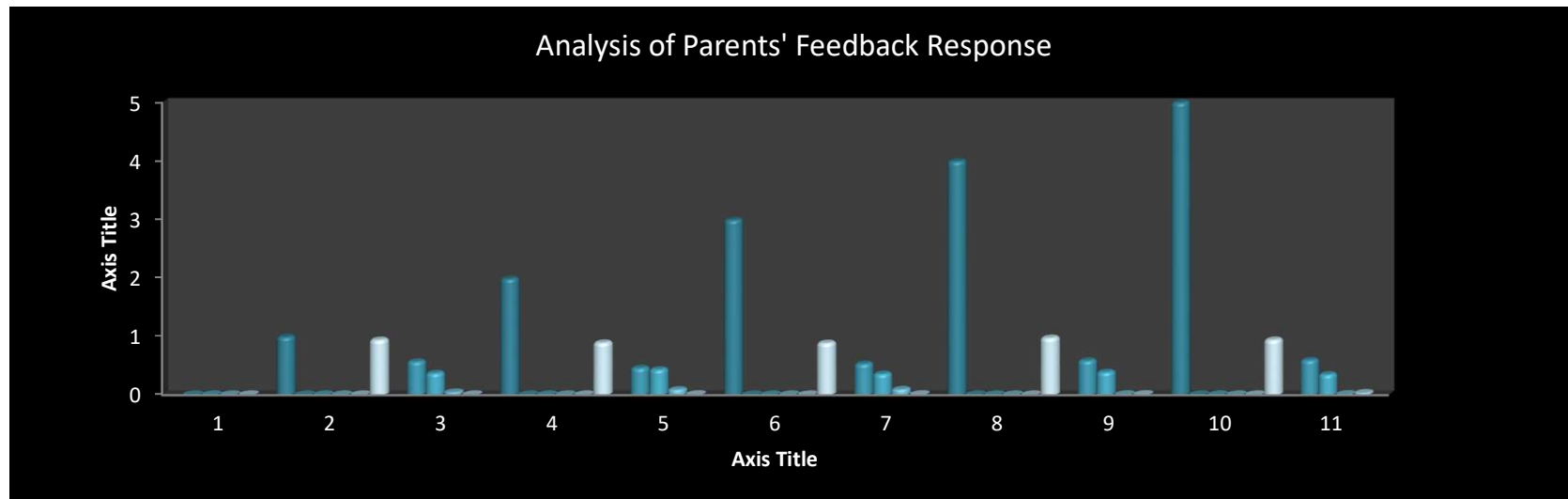
Qus. No.	Nature of Question	Opinions of Answer in Percentage				Scale of Opinion	% of Opinions
		A	B	C	D		
		Excellent	Good	Average	Poor		
1	Do you feel that the syllabus is designed in a way to clarify the teaching goals?	35.48%	60.22%	4.30%	0.00%	Excellent & Good	93.38%
2	Is your syllabus sufficient and efficient to bridge the gap between industry standards, current global scenario and academics?	24.73%	53.76%	20.43%	1.08%	Excellent & Good	78.49%
3	Is the timely coverage of syllabus possible in the allotted number of teaching hours?	30.11%	56.99%	12.90%	0.00%	Excellent & Good	87.10%
4	Are the sufficient references and books available for the effective teaching of the modules in the curriculum prescribed?	58.06%	39.78%	2.12%	0.00%	Excellent & Good	97.84%
5	Are the evaluation methods suggested sufficient for proper assessment of the performance of the students ?	33.33%	60.22%	6.45%	0.00%	Excellent & Good	93.55%
6	Is the syllabus at par compare to that of other universities in the country	21.51%	54.84%	23.66%	0.00%	Excellent & Good	76.35%
7	Record your views/suggestions for the further modifications in the Curriculum						Recorded
Average Rating							88.17%

Analysis of Teachers' Feedback Response



Tabular Analysis of Parents' Feedback Response

Qus. No.	Nature of Question	Opinions of Answer in Percentage				Scale of Opinion	% of Opinions
		A	B	C	D		
1	Are the adequate ICT tools available to deal with the existing curriculum?	Excellent	Good	Average	Poor	Excellent & Good	94.96%
		57.48%	37.48%	4.90%	0.14%		
2	Do you feel that the syllabi are sufficient warranty to enhance employability skills among your ward?	Excellent	Good	Average	Poor	Excellent & Good	90.07%
		46.29%	43.78%	9.23%	0.70%		
3	IS the curriculum undertaken by your ward worth of honing different skills?	Excellent	Good	Average	Poor	Excellent & Good	89.65%
		53.43%	36.22%	9.65%	0.70%		
4	Do you think that the curriculum designed is at par compare to that of other universities in the country?	Very much	To some Extent	Not at all	Can't say	Very much & To some extend	98.46%
		59.16%	39.30%	0.70%	0.84%		
5	Do you feel that the curriculum undertaken is capable to enhancing global competencies in your ward?	very much	To some Extent	Not at all	Neutral	Very much & To some extend	95.10%
		59.86%	35.24%	1.12%	3.78%		
6	Record your suggestion for further modification in the curriculum.						Recorded
Average Rating							88.17%



Tabular Analysis of Alumni Feedback Response							
Qus. No.	Nature of Question	Opinions of Answer in Percentage				Scale of Opinion	% of Opinions
		A	B	C	D		
1	How do you rate the courses you have undergone by taking your caree enhancement at center?	Very much useful	Useful	Partially useful	Not agree at all	Excellent & Good	100.00%
		66.67%	33.33%	0.00%	0.00%		
2	Did the curriculum really widen your intellactual horizon?	Certainly	To some extend	Not at all	Can't say	Excellent & Good	77.77%
		44.44%	33.33%	0.00%	22.22%		
3	Did the courses, you have studied rely help in developing your social commitment and relationship?	Absolutely	Partially	Never	Can't say	Excellent & Good	100.00%
		88.89%	11.11%	0.00%	0.00%		
4	How did you find the 'curriculum designed'? Has it really honed your communications skills and enhanced your personality?	Excellent	Satisfactory	Unsatisfactory	Can't say	Very much & To some extend	100.00%
		33.33%	66.67%	0.00%	0.00%		
5	Did the ' Curriculum designed' for you, indeed foster global competencies in you?	Certainly	Partially	Probably	Not Sure	Very much & To some extend	88.88%
		44.44%	44.44%	11.11%	0.00%		
6	Did the curriculum really enhance your abilities in regardsto technological skills?	Absolutely	Partially	To some extend	Can't say	Absolutely & Prtially	100.00%
		66.67%	33.33%	0.00%	0.00%		
7	Record your views/ Suggestions on the modifications to be made in the curriculum in ner future						Recorded
Average Rating							94.44%

Analysis of Alumni Feedback Response

